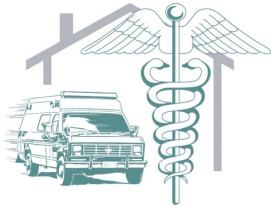


VOLUME 9, ISSUE 12
DECEMBER 2011

MOLD REMEDIES



PO Box 4334
Burlingame, CA 94011

Phone: 800-460-9535
Fax: 800-460-9536
Email:
info@moldremedies.com

Don't let the presence of
Mold kill your deal.

Most instances of mold con-
tamination are minor and can
readily be remediated, pro-
viding the property with a
clean bill of health.

Get it identified, get it reme-
diated and get the sale
closed.

We at Mold Remedies wish
you and your Family a won-
derful HOLIDAY SEASON and
a HEALTHY and HAPPY NEW

Services Quick Links

- [Mold Inspection & Testing Information](#)
- [Allergen Screening](#)
- [Mold Remediation](#)
- [Sewage Clean Up](#)
- [Crawl Space Issues](#)
- [Emergency Services/Structural Drying](#)

Mold Remedies more than
just Mold

Mold Remedies Newsletter



News You Can Use

MOLD REMEDIES



Discoloration in the Bathroom

How many times have you run across this?

Did your Buyers run out of the house screaming. Yes, no, maybe well tackle them and don't let them get away. In most cases this is a surface condition not requiring professional remediation or reconstruction.

Let's start with some background information. Mold digests it's food (cellulose) pretty much the same way we digest ours with acids. These acids have the ability to discolor all surfaces, in addition to having the ability to etch glass and metal surfaces. To do this the Mold needs a water source and a food source. Water is plentiful in the Bathroom both in the form of water and humidity. So what is the food source? Give up, skin cells. We exfoliate millions of skin cells when showering or bathing, these get caught in porous grout, cracks and just about everything else. If not wiped down and dried or cleaned up, within 24 to 48 hours mold spores will attach themselves to this moist food source and start its feeding frenzy. Discoloration, as a result of mold colonization and it's acid digestive by product, starts to occur.

This type of discoloration and mold colonization is considered a surface issue that is readily cleaned up with any household cleaner. However, discoloration may or will still exist but it is not MOLD.

How to avoid these types of surface issues; clean and dry the surfaces, adequate ventilation, install timers on exhaust fans, close the door open the window, etc.

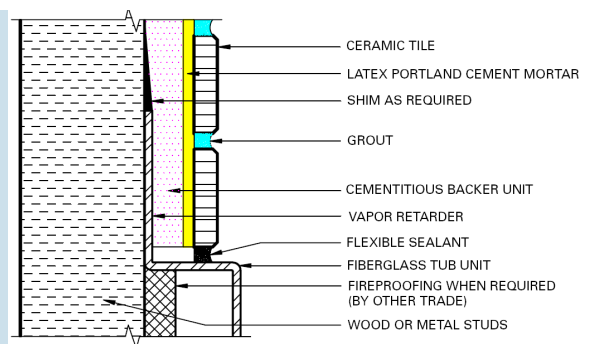


Should you caulk the bottom of a tub or shower surround? No!


Having dealt with many issues surrounding tubs and shower pans, we at Mold Remedies firmly believe that where the tile or finish material meet the tub or shower pan should not be caulked with a flexible sealant. This is providing that the tile installation has been done properly.

A waterproofing membrane or vapor barrier should have been installed behind the tile overlapping the tub or shower pan flange. This allows any moisture that penetrates the tile to run down the face of the barrier and exit out at the bottom of the tile wall. Applying a flexible sealant acts like a dam with water building up behind it until it overflows the tub or shower pan flange and runs down inside the wall.

Water that has penetrated behind the wall leads to not only mold contamination but dry rot. These instances require professional mold remediation and treatment.



MOLD REMEDIES




PO Box 4334
Burlingame, CA 94011

Phone: 800-460-9535
Fax: 800-460-9536
Email:
info@moldremedies.com

Mission Statement

- To educate both the Professional and Consumer on mold issues so they are better prepared to respond to a mold problem
- To remain current on new technologies, industry education and certification programs
- To provide exemplary quality of service to assure the successful remediation of mold

"We create peace of mind with regard to your health and property"



Cleaning your House for the Holidays

House cleaning can be a difficult task for those with environmental allergies such as dust, dander and mold. However, being a host or hostess for the holidays usually means that a good scrubbing of the house is in order. Here are some tips to avoid triggering an avalanche of allergy symptoms while cleaning your home for the holidays:

- **Protect your face and hands with a face mask and gloves when vacuuming, sweeping, and scrubbing.**
- **Clean with natural ingredients such as essential oils, lemon juice, baking soda and vinegar instead of harsh chemical cleaners.**
- **Instead of spraying cleaning solution into the air and breathing in the droplets, spray the solution onto a microfiber cloth instead of into the air.**
- **Open your windows for ventilation while cleaning.**
- **Take a shower after cleaning, to get the dust out of your hair and skin.**
- **After cleaning, give your sinuses a break by taking a walk**

News Feeds to Mold Stories

[School Literally Makes Student Sick - KCCI.com](#)

[Energy adviser: Now's the time to fight mold, mildew](#)

Energy adviser: Now's the time to fight mold, mildew

Buying A House With Mold Issues - International Property Investment <http://skygrid.me/vBLtgy>

Special Pricing Until December 31, 2011

Discount	Item
10%	On all Inspections and Testing
20%	On all mold clean up, treatment and remediation
Special	We will match any legitimate proposal's scope of work and beat it by 10%

Mold Remedies

PO Box 4334
Burlingame, CA 94011
www.moldremedies.com

